

T&J
www.tjelec.com



Lavina 95



T&J Electric

T&J Electric is first and foremost a manufacturer, we are one of the largest LV electrical switch and socket makers in the world, with a fully owned production facility with over 80,000 sqm "under roof".

T&J Electric has manufactured British standard wiring devices sold in the UK market with a value in excess of USD 50 million over the past 20 years and now we will enter the continental European project supply market.


T&J Electric is one of the very few international wiring device brands that is installed in various properties of almost every major international 5 star hotel chain including Four Seasons, Oberoi, Hyatt, Marriott, Hilton, Intercontinental, Sofitel and the Waldorf Astoria.

T&J Electric continues to win wiring device supply contracts for some of the most prestigious hospitality projects worldwide and in general is conducting more business each day in in the MENA region, Europe, Asia, Latin America, Oceania and sub-Saharan Africa .

T&J Electric can supply a high-value product line factory-direct or through one of our industry-expert distribution partners for major new building or renovation projects that require standard and / or bespoke stainless steel, iron alloy, aluminium or plastic wall plates, hotel specialty products like shaver sockets or key cards, audio-video connections and a variety of multi-media hub solutions.

T&J manufactures IEC certified sockets in many different standards including British, German, French, Swiss, Italian, South African, Brazilian, American and NZ/Australian and is a leader in universal socket design.

Please connect with T&J Electric today for more details about our high-quality products or to schedule a visit to one of our international factory showrooms or with one of our expert industry distribution partners.



Wide selection of painted colours, simulated wood grain finishes, aluminium, premium 1.5 mm stainless steel - all wall plates are available in almost any finish imaginable to meet your interior design scheme and project specifications.



A variety of mechanisms are available, including most types of switches, certified power sockets in a wide variety of national standards, audio-video connections, telecoms, USB chargers and a complete line of hotel products.












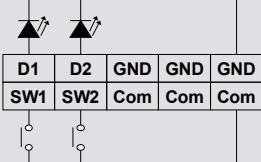




Multi-gang plates (up to 5 gang) in polycarbonate, or stainless steel for a nearly unlimited variety of mechanism combinations to satisfy most project requirements.


















Bespoke (custom-made) products can be made to meet almost any specific end-user requirement from etched icons, text or patterns to special customised metal finishes or unique painted colours or electro-plated polycarbonate plates.


















Switches















| Product | Model No. | Description | |
|---|--|---|---|
|  | JC271-B-W-A | 10A 1 Gang 1 Way Bell Switch | |
|  | JC271-W-A JC271-2-W-A JC261-W-A | 10AX 1 Gang 1 Way Switch 10AX 1 Gang 2 Way Switch 10A 1 Gang 1 Way Retractive Switch | |
|  | JC271L-W-A JC271L-2-W-A JC261L-W-A | 10AX 1 Gang 1 Way Switch With LED Indicator 10AX 1 Gang 2 Way Switch With LED Indicator 10A 1 Gang 1 Way Retractive Switch With LED Indicator | |
|  | JC272-W-A JC272-2-W-A JC262-W-A | 10AX 2 Gang 1 Way Switch 10AX 2 Gang 1 Way Switch 10A 2 Gang 1 Way Retractive Switch | |
|  | JC272L-W-A JC272L-2-W-A JC262L-W-A | 10AX 2 Gang 1 Way Switch With LED Indicator 10AX 2 Gang 2 Way Switch With LED Indicator 10A 2 Gang 1 Way Retractive Switch With LED Indicator | |
|  | JC273-W-A JC273-2-W-A JC263-W-A | 10AX 3 Gang 1 Way Switch 10AX 3 Gang 2 Way Switch 10A 3 Gang 1 Way Retractive Switch | |
|  | JC223-W-A | 10AX Blind Switch | |
|  | JC222A-W-A | 6A 2 Gang 2 Way Shutter Switch With Center Off | |
|  | JC2720L-DP-W-A | 20AX 1 Gang DP Switch With LED Indicator | |
|  | JC245L-W-A | 45A 1 Gang DP Switch With LED Indicator | |
|  | JC2721L-W-A | 3.3-24V DC 1 Gang Smart Switch | <p>Smart Switches 1 Gang : W4211QL-A1B 2 Gang : W4212QL-A1B LED colour : Blue LED voltage : 3.3V DC (common cathode) Switch : 3.3~24V DC</p>  <p>Smart switches must be used in conjunction with T&J Electric B10 or B12 control modules</p> <p>Please contact T&J Electric for more details</p> |
|  | JC2722LA-W-A | 3.3-24V DC 1+1 Gang Smart Switch | |
|  | JC2722L-W-A | 3.3-24V DC 2 Gang Smart Switch | |
|  | JC2723L-W-A | 3.3-24V DC 1+2 Gang Smart Switch | |
|  | JC2724LA-W-A | 3.3-24V DC 2+2 Gang Smart Switch | |

Sockets

















| Product | Model No. | Description | |
|---|-------------------------------|--|--|
|  | JC8110CH-W-A | 10A 1 Gang Swiss Socket (SEV Certified) | |
|  | JC8116CH-W-A | 16A 1 Gang Swiss Socket (SEV Certified) | |
|  | JC8110-W-A | 1 Gang 10A Brazilian Socket | |
|  | JC8120-W-A | 1 Gang 20A Brazilian Socket | |
|  | JC813SA-W-A JC813SA-DP-W-A | 13A 1 Gang British Switched Socket 13A 1 Gang British DP Switched Socket | |
|  | JC818-W-A | 13A 1 Gang 2 Pin + Earth Universal Socket | |
|  | JC8318S-W-A | 13A 1 Gang Switched 2 Pin + Earth Universal Socket | |
|  | JC8318USB2-W-A | 13A 1 Gang Switched 2 Pin + Earth Universal Socket With 2 Gang USB Socket (2A) | |
|  | JC816U-W-A | 16A 1 Gang 2 Pin + Earth German Socket (VDE Certified) | |
|  | JC816V-W-A | 16A 1 Gang 2 Pin + Earth French Socket (VDE Certified) | |
|  | JC8416U-W-A | 10/16A 1 Gang 2 Pin Euro American Socket | |
|  | JC8416U2-W-A | 10/16A 2 Gang 2 Pin Euro American Socket | |
|  | JC8416V-W-A | 16A 1 Gang 2 Pin + Earth Universal Socket | |
|  | JC8315U-W-A | 16A 1 Gang DP Flat Pin Socket | |
|  | JC8315V-W-A | 15A 1 Gang 2 Pin + Earth Socket | |

| Sockets | | |
|---|--------------|---|
| Product | Model No. | Description |
|  | JC8316V-W-A | 16A 1 Gang Flat Pin Socket |
|  | JC8810V-W-A | 10A 2 Pin + Earth AUS/NZ Socket (horizontal) |
|  | JC8814VS-W-A | 10A 2 Pin + Earth AUS / NZ Socket (round earth pin, auto-disconnecting) |
|  | JC8811V-W-A | 10A 2 Pin + Earth AUS/NZ Socket (vertical) |
|  | JC8710-W-A | 10A/16A Universal Italian/Euro Socket |
|  | JC8706-W-A | 6A 1 Gang 24V 2 Pin Socket |
|  | JC8016-W-A | 16A 1 Gang India/ South Africa Socket |
|  | JC8515-W-A | 15A 1 Gang BS Round Pin Socket |
|  | JC8505-W-A | 5A 1 Gang BS Round Pin Socket |
|  | JC8715-W-A | 10A/15A 1 Gang 2 Pin Universal Socket |
|  | JC8718-W-A | 10A/16A 1 Gang Bi-passo Italian Socket |
|  | JC8728-W-A | 10A/16A 1 Gang Bi-passo/ schuko Universal Socket |
|  | JC5601-W-A | 20A 1 Gang Flex Outlet (pull-through cable) |
|  | JC813SD-W | 13A 2 Gang British Switched Socket |
|  | JC828-W | 115/230V Shaver Socket With Overcurrent Protection |

*note JC828, JC1514 and JC813SD all require twin 3 x 6 box

| Hotel Series | | |
|---|--|---|
| Product | Model No. | Description |
|  | JC801-B-W-A | 24V Bell Push Switch |
|  | JC2C-DM-W-A | "Do Not Disturb" + "Make Up Room" Indicator |
|  | JC2C-DMB-W-A | 4A Bell Switch with "Do Not Disturb" + "Make Up Room" indicator |
|  | JC2743DMB-W-A | 10A Bell Push Switch With "Do Not Disturb" + "Make Up Room" indicator (low voltage pin header) |
|  | JC8201BE-W-A | Doorbell Buzzer |
|  | JC2-AL-W-A | SOS Switch (Panic Button) |
|  | JC2-V-W-A | 1 Gang Volume Switch |
|  | JC2-LIR-W-A | 1000W 230V IR Motion Detector With Fire Control Outlet |
|  | JC2-M2-W-A JC2-DCM2-W-A | 600W 230V 1 Gang Dimmer (Push On/Off) 1~10V 1 Gang DC Output Dimmer Only For Dimmable Electronic Ballast (Push On/Off) |
|  | JC2-TC-W-A JC2-TC9-W-A | 100-250V LCD Thermostat 9-12V DC LCD Thermostat |
|  | JC6-2KT-W-A JC8-2KT-W-A JC9-2KT-W-A JC6-KT9-W-A JC8-KT9-W-A JC9-KT9-W-A | 20A 100-240V Keycard Switch With Time Delay 20A 100-240V Low Frequency RFID Keycard Switch With Time Delay 20A 100-240V High Frequency RFID Keycard Switch With Time Delay 10A 9-24V Keycard Switch With Time Delay, ELV, Dry-contact Output 10A 9-24V Low Frequency RFID Keycard Switch WithTime Delay, ELV, Dry-contact Output 10A 9-24V High Frequency RFID Keycard Switch With Time Delay, ELV, Dry-contact Output |
|  | JC1512-W-A+W2600 | 1W LED Night Light / Stair Indicator |
|  | JC1512-W-A+W2747 | 3-400W 230V Dimmer (trailing edge,EMC,push on /off) |
|  | JC1512-W-A+W2726 | 400VA 230V Fan Control (push on /off) |

Telecoms and A/V

| Product | Model No. | Description |
|---|------------------------------|---|
|  | JC8231PC-W-A JC8241PC-W-A | 1 Gang RJ45 Cat.7 Data Socket 1 Gang RJ45 Cat.8 Data Socket |
|  | JC821PC-W-A JC841PC-W-A | 1 Gang RJ45 Cat.6 Data Socket 1 Gang RJ45 Cat.6a Data Socket |
|  | JC822PC-W-A | 2 Gang RJ45 Cat.6 Data Socket |
|  | JC811-6TU-W-A | 1 Gang RJ11 Telephone Socket (6 Pin) |
|  | JC811PC-6TU-W-A | 1 Gang RJ45 Cat.6 Data Socket + RJ11 Telephone Socket (6 Pin) |
|  | JC801TV-PC-W-A | 1 Gang TV Socket With Surge Protection + RJ45 Cat.6 Data Socket |
|  | JC8201TM-W-A | 1 Gang BT Master Telephone Socket |
|  | JC801TV-W-A | 1 Gang TV Socket With Surge Protection |
|  | JC801ETV-W-A | 1 Gang Sat. TV Socket |
|  | JC801HDMI-W-A | 1 Gang HDMI Outlet |
|  | JC811AO-W-A | 1 Gang Audio Outlet |
|  | JC811VO-W-A | 1 Gang Video RCA Outlet |
|  | JC801AVO-W-A | 1 Gang Video Socket + 1 Gang Stereo Audio RCA Outlet |
|  | JC811VGA-W-A | 1 Gang VGA Outlet (Double Female) |
|  | JC811EO-W-A | 1 Gang ϕ 3.5 Stereo Headphone Outlet |
|  | JC811USBA-W-A | 1 Gang 2A USB Power Charger |

Telecoms and A/V

| Product | Model No. | Description |
|---|----------------|---|
|  | JC8332LUSB-W-A | 18W 100-240V Dual USB Power Charger |
|  | JC8211USB-W-A | USB Outlet (Data Only) |
|  | JC8102LUSB-W-A | Type C + Type A Quick Charger USB (quick charge is available if only one port is used) |
|  | JC1511-W-A | 1 Gang Modular Plate |
|  | JC1512-W-A | 2 Gang Modular Plate |
|  | JC1514-W-A | 4 Gang Modular Plate |
|  | JC1401F | 1 Gang Spray Proof Plate |
|  | JC1001-W-A | 1 Gang Blank Plate |

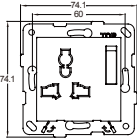
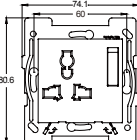
• Please contact us for a wider range of module selections, IP66/55 boxes, media hubs, and a variety of floor sockets that are not listed above.
• Compatible with Palladiom frame by Lutron USA.



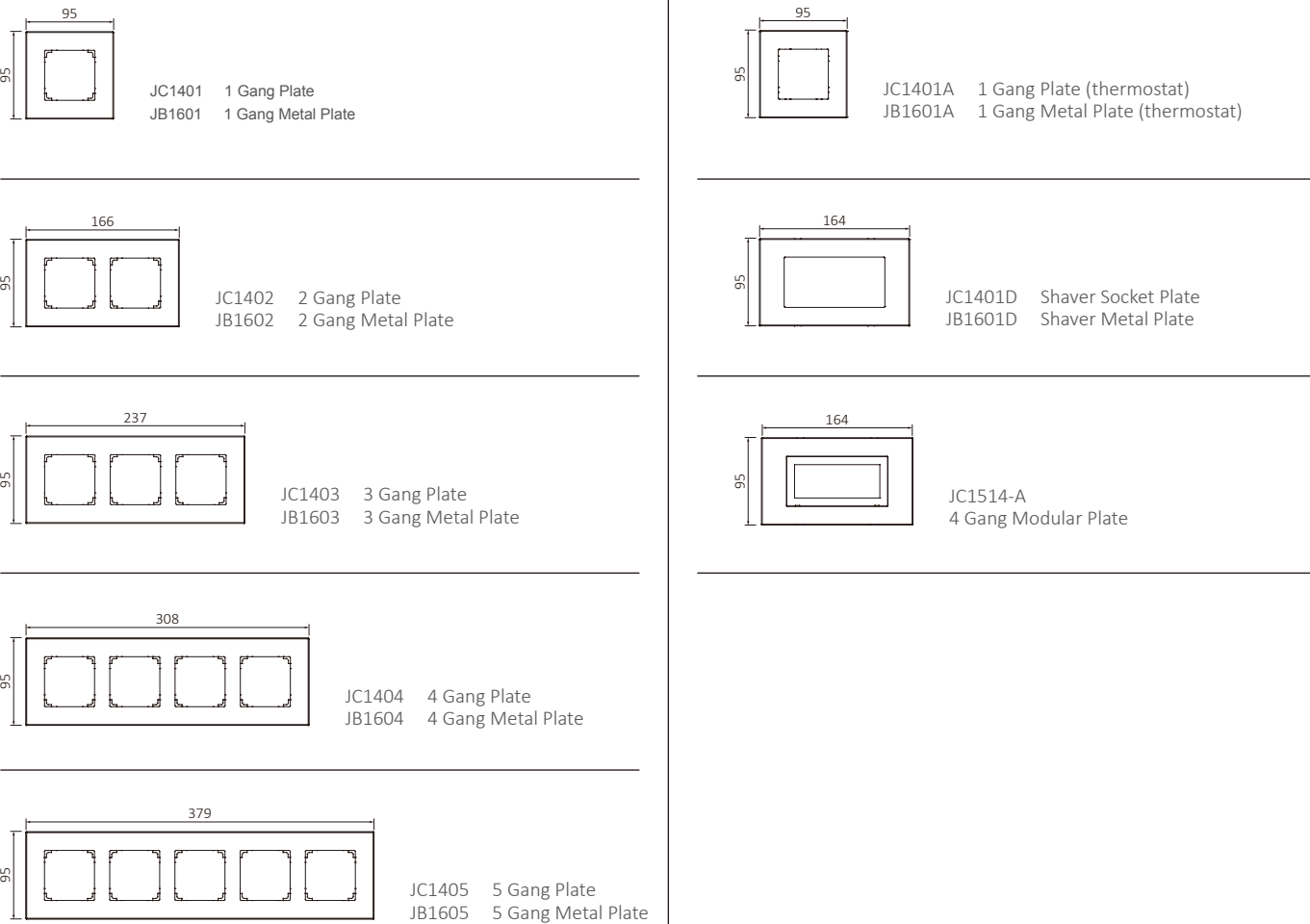
Ordering Code

JC8318S-W - LWH - A

</

| Product | Code | Description |
|---|------------------|--|
|  | (No Code Needed) | Non-standard Bracket Fits round boxes, for both horizontal + vertical installations |
|  | A | Default Bracket Fits both British + round boxes, for horizontal installation only |

Plates are also available in 86mm height Scale: mm



Ordering Code For Plate

JC1401 - LWH

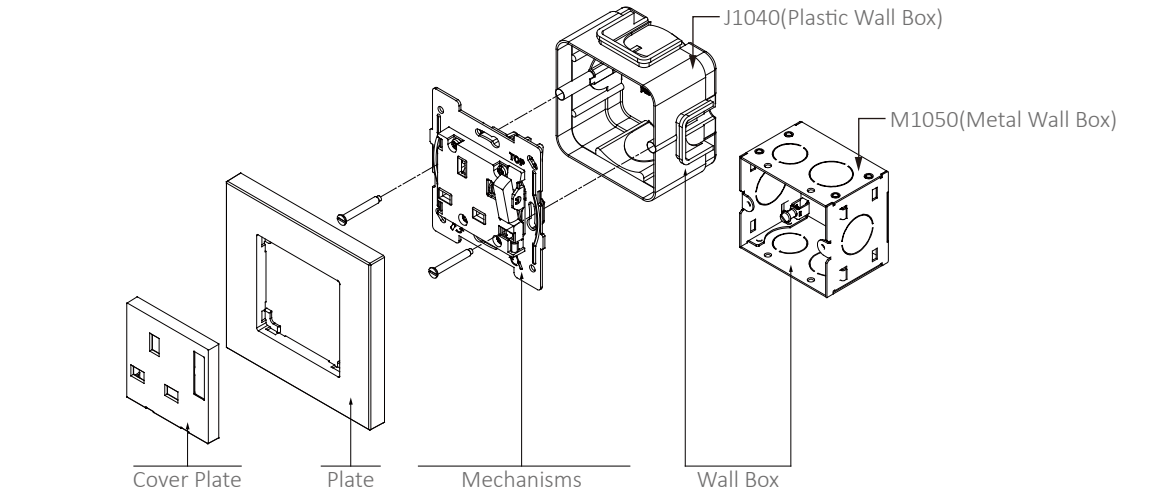
Colour Code

Model No.

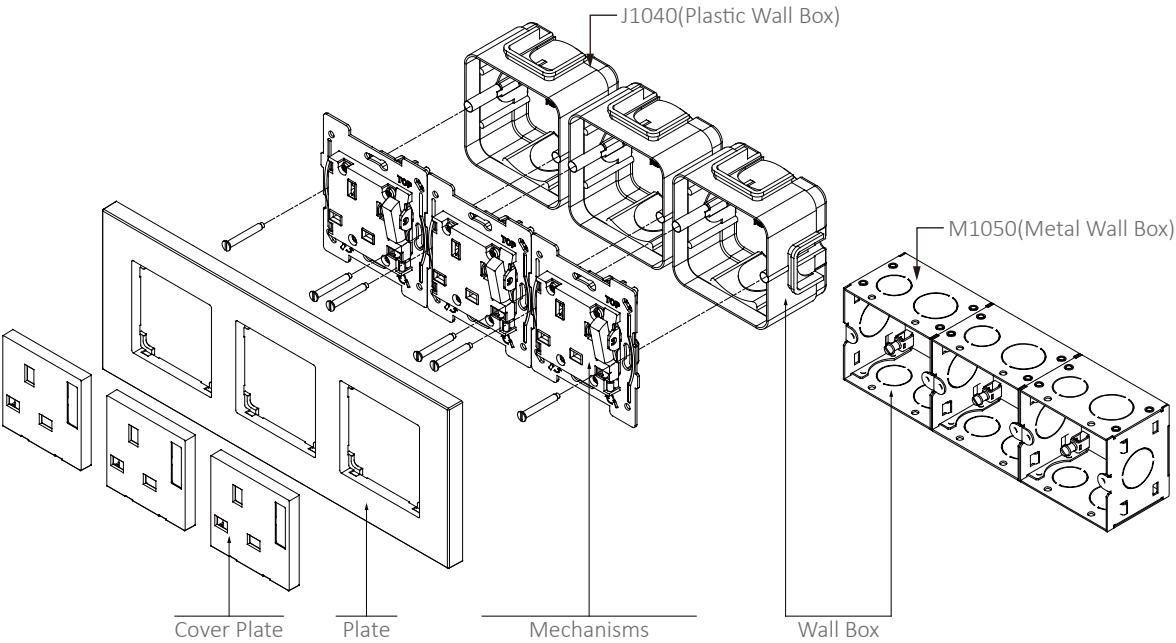
| Achitectural | | Achitectural Metal | |
|--------------|--------------|--------------------|------------------|
| WH | White | SS | Stainless Steel |
| IW | Ivory White | MBR | Matt Brass |
| PS | Pearl Silver | PB | Polished Brass |
| CS | Cola Silver | PC | Polished Chrome |
| ST | Matt Black | BN | Black Nickel |
| CGO | Coffee Gold | BZ | Bronze |
| LWH | White | PN | Pearl Nickel |
| LAL | Almond | LBB | Bright Brass |
| LLA | Light Almond | LSB | Satin Brass |
| LIV | Ivory | LBC | Bright Chrome |
| LBR | Brown | LSC | Satin Chrome |
| LGR | Gray | LBN | Bright Nickel |
| LBL | Black | LSN | Satin Nickel |
| LBE | Beige | LPG | Polised Graphite |
| LTP | Taupe | LQB | Antique Brass |
| LSI | Sienna | LQZ | Antique Bronze |

For other colours and finishes, please contact T&J ELECTRIC.

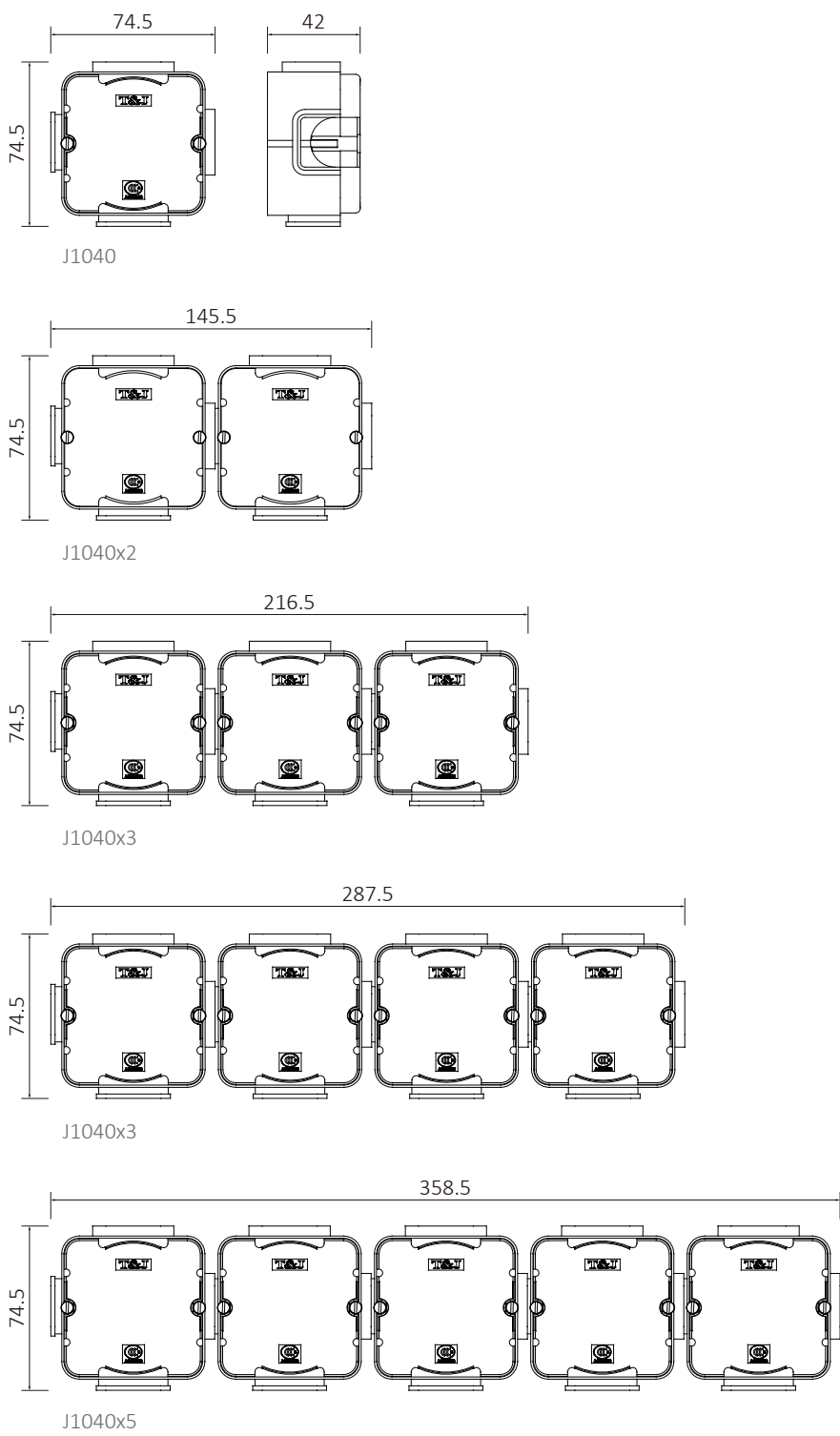
Single gang Assembly



Multigang Assembly



Plastic (Flush Mounting) Scale: mm



Metal (Flush Mounting) Scale: mm

